



Residential



CHECK OUR WEBSITE



WHO WE ARE

CHS Healthcare has been a trusted provider of healthcare solutions since 1997. Originally established as 'Ceiling Hoist Solutions,' we were branded in 2015 to better represent our expanding product range and our commitment to meeting the evolving needs of our clients.

We specialise in patient handling and hygiene solutions, offering a comprehensive range of products, including stand and transfer equipment, floor hoists, fixed and portable ceiling hoists, change tables, baths, curtains, and more. Our solutions are designed for a variety of settings, such as hospitals, aged care facilities, community spaces, and residential environments. We are also proud to be Australia's leading supplier of equipment for Changing Places toilets, which provide accessible, safe, and private bathroom facilities for people with disability and high support needs.

Our team's expertise ensures that every custom-designed solution is reliable, safe, and fully compliant with Australian and International Standards. Supported by our dedicated service team, we offer preventative maintenance programs to keep our products in peak working condition.

As a distributor, we introduce leading global brands to the Australian market, including Astor-Bannerman, Beka-Hospitec, PLS, Ropimex, Integralift, Turnaid, Molift, Handicare, and more. We complement these offerings with our own in-house product developments, such as the Connectus "no-reach" ceiling track connection system, enhancing the utility of our imported products.

Serving clients across Australia, we manage projects of all sizes, from major hospital developments to single residential installations. Our dedicated team is committed to assisting at every stage, from initial design to ongoing maintenance and support.



OUR PRODUCTS



Integralift Hidden Hoist

Integralift pairs discreet design with reliable European engineering. It features integrated sling storage, mains power with battery backup, optional downlights, and safety functions like an emergency stop and lowering options, all with a 230kg SWL capacity.



Fixed Hoist

Fixed hoists are lifting devices mounted on ceiling track systems designed to ensure the safe and comfortable transfer of individuals with limited mobility while minimising the need for manual lifting by caregivers.



Portable Hoist

Portable ceiling hoist known for its intuitive operation and innovative design. Its curved shape provides ample headroom, while the integrated 4-point yoke ensures safety and comfort during transfers. Weighing only 6.8 kg, it supports a safe working load of 230 kg and can effortlessly transition between rail systems, providing enhanced flexibility.



Slings

Slings serve as essential accessories for transfer devices such as floor and ceiling hoists. They are engineered to cradle and evenly distribute weight, thereby

ensuring both a safe and comfortable transfer or movement of residents.



Stand & Transfer

Stand and transfer aids are mobility aids designed to assist individuals with limited mobility in transitioning from a seated to a standing position or transferring between surfaces, such as from a bed to a wheelchair.



Floor Hoist

With a sturdy base with wheels, a lifting arm, and a sling or harness to support the user, floor hoists are designed to lift and transfer individuals with mobility issues while ensuring the safety of both the user and the caregiver.



Bathing Solutions

Eliminate the challenges of traditional bathrooms that compromise patient care. This solution enhances bathing and showering routines while providing essential support for residents with limited mobility.



Changing Tables

The devices are designed to create a safe and more accessible bathroom environment for the users. These equipment promote their independence while minimising the risk of accidents.



Shower Curtains & Privacy Screens

Shower curtain and privacy screen are both durable and hygienic, making them ideal for schools, hospitals, and care facilities. The curtain is tear resistant, and the privacy screen is versatile and easy to store.

OUR BRANDS



OUR SOLUTIONS




Hospitals



Aged Care




Educational Facilities



Community Space & Changing Places



Specialist Disability



Residential



Service & Maintenance



Equipment Hire



WHY CHOOSE US



Eliminate Risk

Our Care Plan strictly adheres to the highest safety standards, ensuring all equipment and workplace operations meet rigorous compliance. By choosing us, you invest in a safer and more secure facility, minimising risks associated with equipment and operational failures.



Expertise

With over 26 years of industry experience, our team of skilled professionals is prepared to deliver exceptional results. Our technical specialists and customer support team work diligently to meet your needs efficiently and effectively, offering unmatched expertise for all your projects.



Impeccable Service

At CHS Healthcare, our customers are our top priority. We are committed to providing unmatched product support and service, ensuring a seamless and satisfying experience from start to finish.



Training

We work closely with you to provide comprehensive staff training on our equipment. Training options include in-person sessions, live streaming, and pre-recorded video resources.



Australian Made

Proudly supporting local communities, CHS Healthcare manufactures key products right here in Australia, including complete hoist rail systems. Our dedication to quality and reliability ensures that you receive the best solutions designed to meet local needs.



Australian Standards

CHS Healthcare products not only meet but exceed the rigorous AS/NZS ISO 10535:2011 standards. With Watermark Certification and WELS Compliance, our offerings guarantee top-notch safety and performance.



National Supply

With a robust distribution network, CHS Healthcare ensures prompt and reliable delivery across Australia. Our comprehensive national supply chain ensures that you receive our premium products wherever you are.




Product Range

We offer an extensive range of global products, bringing the latest and most innovative solutions to Australia. CHS Healthcare provides everything you need to elevate your facility to the highest standards.



Exclusive Products

As an industry leader, CHS Healthcare offers exclusive products that set us apart from the competition. Our unique product line features the industry renowned Integral Hidden Hoist and other innovative solutions, ensuring superior performance and reliability.

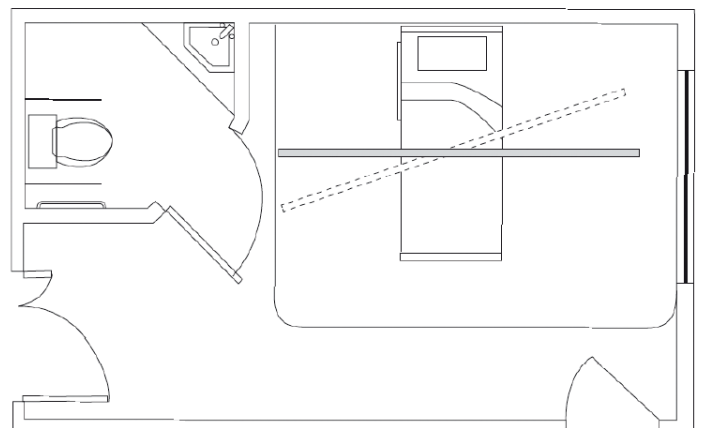
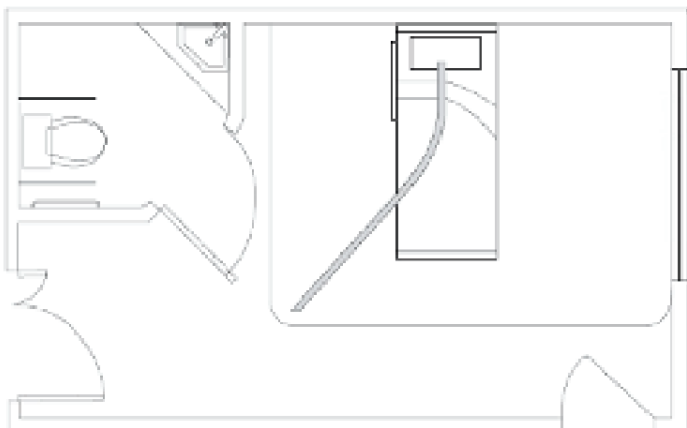


SYSTEM EXAMPLES

STRAIGHT MONORAIL

A straight monorail is a single overhead rail, typically installed perpendicular to the bed, designed to provide a simple and effective transfer solution from the bed to a chair. While it offers basic functionality, the system is somewhat limited in its coverage area, which may restrict repositioning options and reduce flexibility in terms of furniture arrangement within the space.

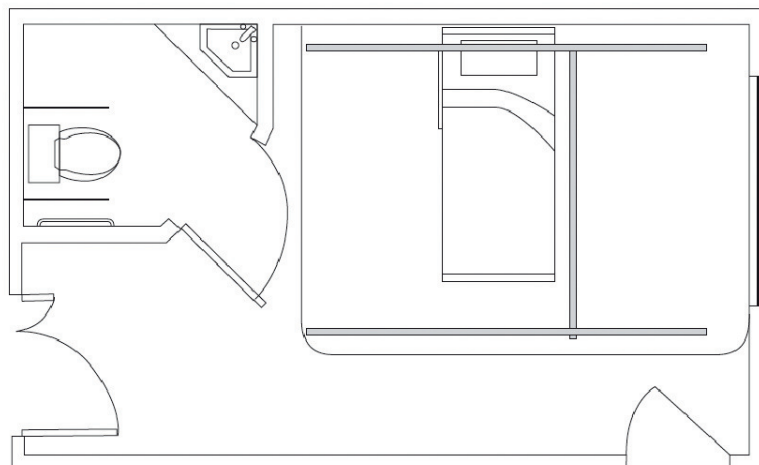
However, when needed, the rail can be installed at an angle to allow access to a more suitable transfer area, improving usability in more confined or irregularly shaped spaces. Despite these limitations, the straight monorail remains an efficient option for specific room layouts and straightforward transfer needs.



XY GANTRY CEILING RAIL WITH 4 WAY SYSTEM

The XY Gantry Ceiling Rail is a versatile three-piece system comprising two parallel fixed rails and a perpendicular moving traverse rail offering full coverage beneath the rail system. This design allows for easy front-to-back and side-to-side adjustments, making it adaptable to various room layouts and transfer needs. It ensures smooth transfers to and from chairs and facilitates floor-level pick-ups if necessary.

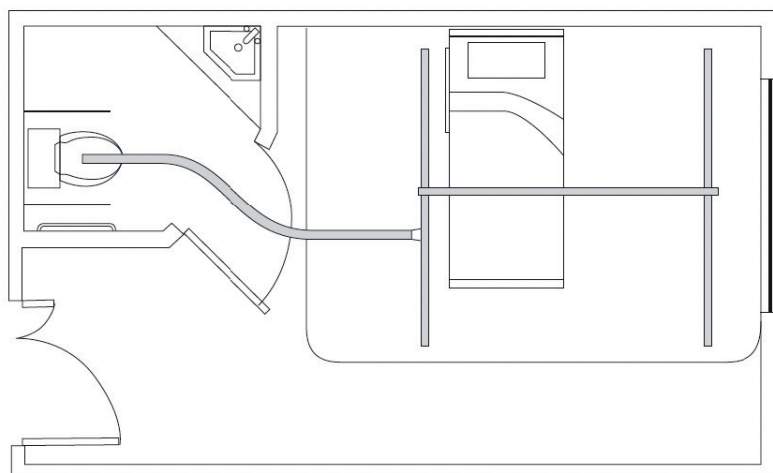
One key advantage is the ability to change furniture placement without affecting the system's transfer capabilities, making it ideal for dynamic environments. With its ease of movement and extensive coverage, the XY Gantry Ceiling Rail provides maximum functionality and convenience for patient transfers.



XY GANTRY CEILING RAIL WITH ACCESS FROM ROOM TO ROOM

The XY Gantry Ceiling Rail with access from Room-to-Room offers full room coverage and seamless transfers between adjacent spaces, such as a bedroom and bathroom, using a coupling. This allows caregivers to move clients directly between rooms without manual lifting, enhancing efficiency and comfort.

The system's flexibility supports changing furniture layouts without impacting transfer capabilities and improves clinical outcomes, especially for repositioning in bed. However, doorways may require modification to accommodate the rail and hoist movement, ensuring smooth transitions between rooms. This solution is ideal for home and care facility settings where frequent, safe transfers are needed.



XY GANTRY CEILING RAIL WITH 6 WAY TRAVERSE REMOTE

The XY Gantry Ceiling Rail System with a 6-Way Remote is a versatile solution that includes two parallel fixed rails and a perpendicular moving traverse rail, offering complete coverage beneath the system. This setup allows for front-to-back and side-to-side adjustments, adaptable to various room layouts. It enables smooth transfers from bed to chair and facilitates floor-level pick-ups, with furniture placement easily adjusted without impacting transfer capability.

The remote adds convenience by controlling UP/DOWN and LEFT/RIGHT movements, while the traversing beam moves along parallel tracks at the touch of a button, reducing manual adjustments. While doorway modifications may be required for continuous hoist movement, this system is ideal for environments needing frequent, precise transfers, enhancing comfort and convenience for users and caregivers.





PROVIDING RESIDENTIAL SOLUTIONS
ACROSS AUSTRALIA